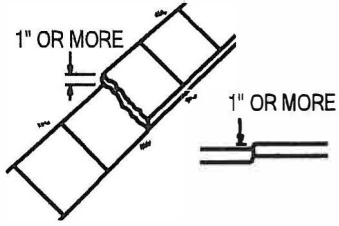
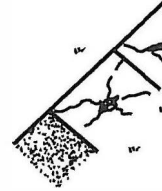


FIGURE "A"



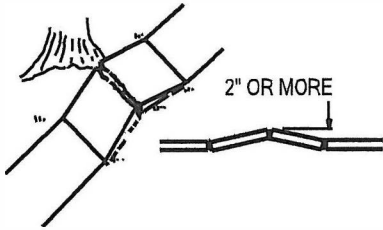
"A" Sidewalk faulted at joint or crack with 1" or more deflection.

FIGURE "E"



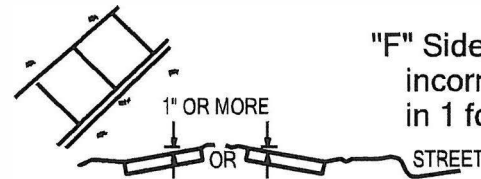
"E" Sidewalk cracked and/or spalled (small crater like holes deeper than 3/8") with part of sidewalk missing, forming holes deeper than 3/8".

FIGURE "B"



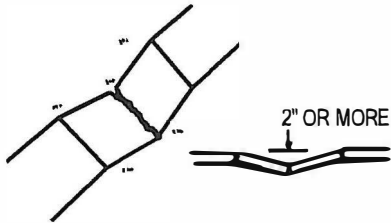
"B" Sidewalk raised more than 2" in 8 ft. from normal profile line of sidewalk.

FIGURE "F"



"F" Sidewalk cross slope is incorrect, greater than 1" in 1 foot.

FIGURE "C"



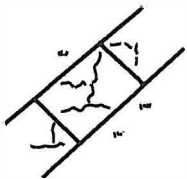
"C" Sidewalk sunken more than 2" in 8 ft. from normal profile line of sidewalk.

FIGURE "G"



"G" Missing Panels.

FIGURE "D"



"D" Sidewalk cracked into 3 or more pieces per panel, or any single crack with 1/2" or greater openings.